

# skincare must-haves

## — for makeup prep

HYDRATED, SMOOTH, PROTECTED

### dynamic skin recovery spf 50

3-in-1 moisturizer packed full of antioxidants and peptides for age prevention and SPF protection



### precleanse

Deep-cleansing oil  
Removes all waterproof, long-wearing makeup including lash glue, mascara, and lip stains. Apply to dry skin first then emulsify with water and remove.



### circular hydration serum

Serum immediately floods skin with hydration, replenishes from within, and prevent future dehydration allowing foundation to look radiant and wear all day.



### multivitamin power firm

Powerful firming eye complex helps smooth away fine lines – without interfering with concealer.



### multi-active toner

Use as a hydrating spray on top of makeup or underneath your moisturizer for ultimate moisture absorption

**dermalogica**

# skincare must-haves

## — for makeup prep

LIFTED, PLUMP, LUMINOUS

### phyto nature oxygen cream

Revitalizing daily cream firms, lifts, plumps, and hydrates skin



### pro-collagen banking serum

Supporting visibly plumper, more luminous skin and hydrating to help reduce the look of fine lines into the future



### phyto nature lifting eye cream

Transformative eye cream with potent peptides and phytoactives delivers a more lifted look



### precleanse

Deep-cleansing oil Removes all waterproof, long-wearing makeup including lash glue, mascara, and lip stains. Apply to dry skin first then emulsify with water and remove.

**dermalogica**



### multi-active toner

Use as a hydrating spray on top of makeup or underneath your moisturizer for ultimate moisture absorption

# skincare finds for every **makeup client**

## what kind of foundation does my client use?

and skincare solutions to creating a perfect canvas

### full coverage

### medium coverage

### light coverage

what do they want to conceal? and serums to treat those concerns	what kind of finish do they want? and moisturizers to achieve that look	what texture do they notice on their skin? and how to smooth it out
<i>uneven skin tone</i> biolumin-c serum dynamic skin retinol serum	<i>dewy / luminous</i> phyto nature oxygen cream dynamic skin recovery spf 50	<i>roughness + pores</i> daily microfoliant
<i>breakouts</i> age bright clearing serum	<i>satin / natural</i> skin smoothing cream invisible physical defense spf 30	<i>fine lines + wrinkles</i> pro-collagen banking serum phyto nature firming serum
<i>dark circles</i> biolumin-c eye serum	<i>matte / oil control</i> active moist porescreen spf 40	<i>dehydration</i> circular hydration serum

how do they like to remove their makeup?  
and a cleansing routine to achieve healthy skin

**1. oil cleanser:** removes long wearing / waterproof makeup  
*precleanse*

**2. non-stripping cleanser:** removes excess debris from skin without over drying  
*special cleansing gel*

**3. exfoliate:** smooth and re-texture skin by removing dead skin cells  
*daily microfoliant*

**dermalogica**

## precleanse

Deep-cleansing oil  
Removes all waterproof,  
long-wearing makeup  
including lash glue,  
mascara, and lip stains.  
Apply to dry skin first  
then emulsify with water  
and remove.




# skincare must-haves

## — for makeup prep

**Need to remove your makeup quickly without a sink?**

**Pro Tip:** Pump **PreCleanse** onto damp esthetic wipes or cotton rounds and use to quickly remove makeup and debris.



dermalogica

## multi-active toner

Use as a hydrating spray on top of makeup or underneath your moisturizer for ultimate moisture absorption



# skincare must-haves

## — for makeup prep

### Makeup looking and feeling dry?

**Pro Tip:** Spray **Multi-Active Toner** on top of makeup to rehydrate and keep foundation from looking dry or spray into blender sponge to press into skin while applying foundation.



dermalogica

## circular hydration serum

Serum immediately floods skin with hydration, replenishes from within, and helps prevent future dehydration allowing foundation to look radiant and wear all day.



# skincare must-haves — for makeup prep

**Pro Tip:** Want to thin out your thick foundation or concealer and turn it into a tinted moisturizer?

Add 1-2 drops of **Circular Hydration Serum** to your concealer or foundation to thin it out into a sheer finish.



dermalogica

\*training purposes only



## **multivitamin power firm**

Powerful firming eye complex helps smooth away fine lines – without interfering with concealer.



# skincare must-haves — for makeup prep

## **Problems with concealer and lipstick settling in fine lines?**

**Pro Tip:** Use **Multivitamin Power Firm** to instantly fill in fine lines and smooth texture around the eye area to help concealer or powder to sit smoothly on top of skin.

Any extra product left over can be applied to the upper lip area to smooth fine lines before lipstick application.



# dermalogica

## dynamic skin recovery spf 50

3-in-1 moisturizer packed full  
of antioxidants and peptides  
for age prevention and SPF  
protection




# skincare must-haves

## — for makeup prep

**Have a photoshoot with flash  
photography and want to avoid white  
cast on the skin?**

**Pro Tip: Dynamic Skin Recovery  
SPF50** gives hydration and protection  
without causing a white cast to bounce  
back in your photos.



dermalogica



## pro-collagen banking serum



## phyto nature oxygen cream

Supporting visibly plumper, more luminous skin and hydrating to help reduce the look of fine lines into the future

Revitalizing daily cream firms, lifts, plumps, and hydrates skin



# skincare must-haves

## — for makeup prep

Looking for that hydrated, firm, plump, and glass skin luminosity?

**Pro Tip:** Apply **Pro-collagen Banking Serum** and layer **Phyto Nature Oxygen Cream Moisturizer** on top to help plump and hydrate skin for a luminous finish.



# dermalogica

\*training purposes only

## phyto nature lifting eye cream

Transformative eye cream with potent peptides and phytoactives delivers a more lifted look



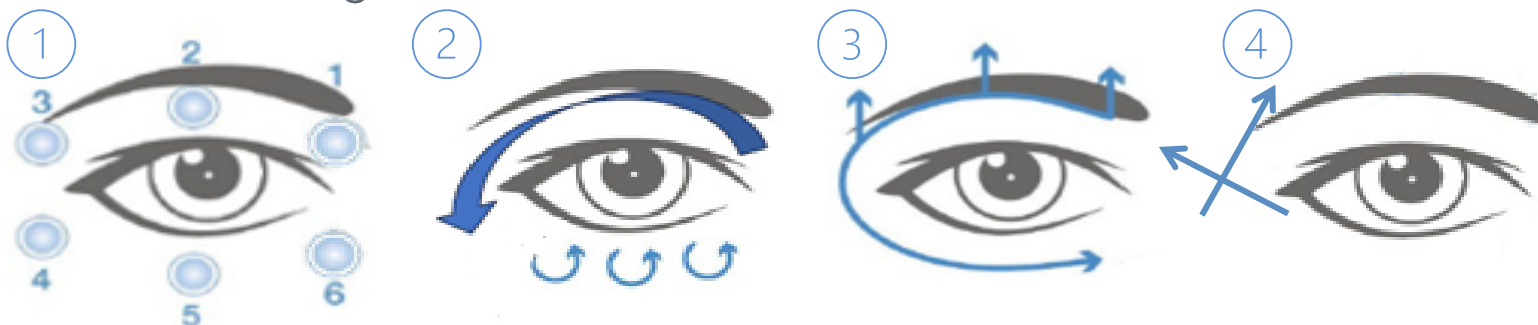
# skincare must-haves

## — for makeup prep

Is the eye area not looking firm and lifted, and is it harder to apply eye makeup on the upper eyelid?

**Pro Tip:** Apply **Phyto Nature Lifting Eye Cream** to visibly lift and hydrate around the eyes before eye makeup. Try our lifting eye massage to add extra lift before concealer eyeshadow, and brows.

### Application and Massage










\*training purposes only

dermalogica

# skincare must-haves

## — for makeup prep

PRODUCT	PRO TIP
 <p><b>precleanse</b></p>	<p><b>Need to remove your makeup quickly without a sink?</b></p> <p><b>Pro Tip:</b> Pump <b>PreCleanse</b> onto damp esthetic wipes or cotton rounds and use to quickly remove makeup and debris.</p>
 <p><b>multi-active toner</b></p>	<p><b>Makeup looking and feeling dry?</b></p> <p><b>Pro Tip:</b> Spray <b>Multi-Active Toner</b> on top of makeup to rehydrate and keep foundation from looking dry or spray into blender sponge to press into skin while applying foundation.</p>
 <p><b>circular hydration serum</b></p>	<p><b>Want to thin out your thick foundation or concealer and turn it into a tinted moisturizer?</b></p> <p><b>Pro Tip:</b> Add 1-2 drops of <b>Circular Hydration Serum</b> to your concealer or foundation to thin it out into a sheer finish.</p>
 <p><b>multivitamin power firm</b></p>	<p><b>Problems with concealer and lipstick settling in fine lines?</b></p> <p><b>Pro Tip:</b> Use <b>Multivitamin Power Firm</b> to instantly fill in fine lines and smooth texture around the eye area to help concealer or powder sit smoothly on top of the skin.</p> <p>Any extra product left over can be applied to the upper lip area to smooth fine lines before lipstick application.</p>
 <p><b>dynamic skin recovery spf 50</b></p>	<p><b>Have a photoshoot with flash photography and want to avoid white cast on skin?</b></p> <p><b>Pro Tip:</b> <b>Dynamic Skin Recovery SPF50</b> gives hydration and protection without causing a white cast to bounce back in your photos.</p>
 <p><b>pro-collagen banking serum</b> + <b>phyto nature oxygen cream</b></p>	<p><b>Looking for that hydrated, firm, plump, and glass skin luminosity?</b></p> <p><b>Pro Tip:</b> Apply <b>Pro-collagen Banking Serum</b> and layer <b>Phyto Nature Oxygen Cream Moisturizer</b> on top to help plump and hydrate skin for a luminous finish.</p>
 <p><b>phyto nature lifting eye cream</b></p>	<p><b>Is the eye area not looking firm and lifted, and is it harder to apply eye makeup on the upper eyelid?</b></p> <p><b>Pro Tip:</b> Apply <b>Phyto Nature Lifting Eye Cream</b> to visibly lift and hydrate around the eyes before eye makeup. Try our lifting eye massage to add extra lift before concealer, eyeshadow, and brows.</p>

**dermalogica**